



Theme: Census 2011

Objectives

That the child will be enabled to:

- understand 'data' and give examples of data collected in school/class
- read, and discuss the Census story
- understand what the census is and answer key census questions
- describe the steps involved in conducting a census
- list some of the information that is collected
- discuss how census data can be used

Methodologies

- ✓ Problem-Solving
- ✓ Collaborative Learning
- ✓ Using the Environment
- ✓ Active Learning
- ✓ Skills through Content
- ✓ Talk and Discussion

Mathematical Skills

- ✓ Applying and Problem-Solving
- ✓ Communicating and Expressing
- ✓ Integrating and Connecting
- ✓ Reasoning
- ✓ Implementing
- ✓ Understanding and Recalling

Tasks

- Talk and discussion – brainstorm session - KWL
- Whole class activity – Census story / Questions and answers
- Pair/Group Work – Census Question and Answer Cards
- Analyse data
- Plenary – discuss and clarify steps in census process / Hot Seating – Census Charlie

You will need

- Resource 1.1 KWL template
- Resource 1.2 Key Questions Card
- Resource 1.3 Story - 'Charlie and Census 2011'
- Resource 1.4 Census Question Card Templates
- Resource 1.5 Census Question and Answer Cards
- Resource 1.6 Census Charlie
- Resource 1.7 Census 2006 – What do you remember?
- Resource 1.8 Census Questions Brainstorm Template

Key Messages

- A census is an official count of the population of a country.
- Ireland takes an official population census once every five or ten years.
- Every household in the country takes part.
- The information is used to plan for a better future.
- The CSO conducts the census for the government.

Integration and Linkage:

**English: Oral language:** Talk and discussion, asking questions, answering questions, reasoning, describing, explaining, comparing...

**Drama:** Hot-Seating Census Charlie and deciding what answers he would give to the questions asked by the children

**Language Development:** *Census, official count, data, information, government, Central Statistics Office, enumerator, register, household, collect, question, form, ask, Sunday, April, population, record, plan, future, check, count, important, decisions.*

Assessment

The children will

- list orally the data that is collected in the school/class
- read, discuss and answer questions on the story 'Charlie and Census 2011'
- ask Census Charlie key questions to learn more about the census
- answer key questions in relation to the census
- describe the census process to others
- participate in the hot-seating session in which 'Census Charlie' talks about the Census process

Teacher Observation Tips

Record in a notebook any significant events you notice such as a child having difficulty asking and answering key questions. Note children who do not understand the ideas and concept behind the census. Consider those who may need to be challenged with the extension suggestions provided.

Extension

Create a simple presentation on the key census questions on a chart, in a scrapbook or using presentation software. Visit [www.censusatschool.ie](http://www.censusatschool.ie) and complete the 'Census at School' questionnaire online and be included in the survey data.

Search for statistics on [www.cso.ie/census](http://www.cso.ie/census).

Home/School Links

Discuss Census 2006 at home and ask family members to recall what they remember about Census 2006 [Resource 1.7].

Visit [www.census.ie](http://www.census.ie) to learn more about Census 2011. Discuss the questions that you expect to find on the census form [Resource 1.8].

# Teacher's Notes - Lesson 1



## Introduction

### *Talk and Discussion*

- Ask the children to consider what information is collected within the classroom by the class teacher, principal teacher, secretary... Record the examples provided by the children on a flipchart e.g.

Names of children at each class level  
List of boys in each class  
List of girls in each class  
List of dates of birth  
List of home addresses  
Names of parents / guardians  
Contact details e.g. phone numbers  
Language spoken  
Religion  
Test results of children  
Schools attended  
Number of brothers / sisters  
Ages of siblings ...



- Explain to the children that this information is also called 'data'. Ask the children to consider each suggestion in turn and to explain why this piece of data has been collected and how it might be used e.g.
  - ✓ Names of children: To keep attendance records, to use class lists as checklists ...
  - ✓ Dates of birth: To establish ages of children, to place children at the correct class level...
  - ✓ Home addresses: To send out letters and correspondence...
  - ✓ Contact details: To make contact with parents in case of emergency, to arrange meetings with parents...
  - ✓ Language spoken: To provide teachers and resources for children who speak English as an additional language...

- Show the children the roll book and explain that the attendance of children is recorded in this book. Ask the children what information/data is entered in the roll book – name of pupil, date of birth, address, identification or enrolment number, attendance ...



- Elicit from the children how this data may be of use e.g. for the class teacher/principal to keep track of attendance, to show pupil's progress through primary school, to plan for staffing – class teachers/classroom assistants, for examination by Department of Education inspectors and School Attendance Officers, to provide enrolment figures for second level schools /records for historical interest...
- Explain to the children that in the same way as the teacher calls the roll each morning, the government also holds an official count of the population of a country. This 'official count' is called a CENSUS. This census will be carried out by the Central Statistics Office.

## Whole Class Activity

- Give the children an opportunity to share their knowledge and experience of the census. A KWL template would be useful here to outline what children know already and would like to learn about the Census [Resource 1.1].
- Record the key questions children could use to learn more about the census [Resource 1.2].

<b>K</b>	<b>W</b>	<b>L</b>
<b>In this column, children record what they already know about the census.</b>	<b>Here children record what they would like to learn about the census.</b> <b>The following key questions will help focus learning:</b> <b>What is a census?</b> <b>Why is a census held?</b> <b>When is the next census?</b> <b>Who is involved in the census?</b> <b>Where does the census happen?</b> <b>How is the conducted?</b>	



# Census 2011

- Provide the children with a copy of the story ‘Charlie and Census 2011’ [Resource 1.3]. The story could also be read aloud to the children or displayed on the interactive whiteboard for shared reading.
- Pause at the prediction points as indicated with the symbol ☺ in the story and encourage children to predict e.g.
  - ☺ Who do you think knocked on the door?
  - ☺ What information do you think Charlie had for the family?
  - ☺ How do you think all the people in Ireland will be counted?
  - ☺ What will Charlie do with the forms when he collects them?
- When the children have become familiar with the story, the following questions could be asked:

- 📖 What is the title of the story?
  - 📖 Is this a suitable title? Why / why not?
  - 📖 Who are the characters in the story?
  - 📖 Where is the story set?
  - 📖 What month was it?
  - 📖 What time of day do you think it was? How do you know?
  - 📖 Who knocked on the door?
  - 📖 Who did Charlie work for?
  - 📖 What is the title of his role/job?
  - 📖 What is CSO an abbreviation for?
  - 📖 Charlie said that he had important information for the family. What was this information?
  - 📖 On what date will the census be held?
  - 📖 How did Charlie explain what the census is?
  - 📖 What did Charlie give to Mr. Kelly?
  - 📖 What do the family have to do with the census form?
  - 📖 Will any of the Kelly’s neighbours receive a census form? How do you know?
  - 📖 When will the census form be collected?
  - 📖 What will happen to the census form once it’s collected?



- Through story, talk and discussion, the children will have gained an understanding of the census at a basic level. It is time now to record their ideas. The children can work in pairs on question and answer cards [Resource 1.4], and record their answers to the key questions – What? Who? Where? When? Why?
- Alternatively, provide the children with completed Question and Answer cards [Resource 1.5]. Read these with the children and place on a classroom Census display area.
- The following information on the Census could then be shared with the children. Use both literal and evaluative questions to help consolidate ideas.

### What is a Census?

A census is an official count of the population of a country. This kind of census is called a population census and has been taken since ancient times.

Why would people need to know this information?

### What does the word 'Census' mean?

The word 'Census' comes from the Latin word *censere*, meaning "to assess or tax". This is because government officials made a register of people and their property. A value was then placed on the property so that taxes could be collected. These government officials were known as censors.

Why do governments need to tax people? What do you think they do with the money? Could a country manage without taxes?

### The Census in History

Another reason for collecting detailed information of the population was to identify persons for the military service.

Do people have to join the army in this country? Why did leaders need to have big armies in the olden times?

The Romans took the most complete censuses in the ancient world (beginning in the 500's BC).

### Why is a Census conducted?

A census is designed to provide facts and figures (statistics) that are needed by the government to study the economic and social conditions of the country.

Nowadays, almost every country takes an official population count once every five or ten years. The census is very important as it gives a very detailed picture of a country and is the greatest source of information about a country.

The information provided by the census is very valuable as it provides the basis for good government.

### What kind of things does a government need to know about its citizens?

Encourage the children to come up with broad headings such as jobs, how much people earn, where people live...

The government can tell:

- whether the population is increasing/decreasing
- alterations in age and gender balance
- number of people living in rural/urban areas (country/town)
- number of people in primary/secondary/third level education
- changes in occupation and number of people in employment
- methods of transport being used...

*In the same way as the school principal collects information within the school, the government also collects information to help estimate future trends and for planning at different levels - national, local, public, private.*

## Plenary Session

In this session, the children work together to discuss elements of the lesson:

- Children work in pairs – taking turns to ask and answer questions relating to the census. Question prompts using the Key Questions Card [Resource 1.2] can help the children create questions.
- Introduce Census Charlie once again and ask the children why he visited the classroom today i.e. to teach the children about the census [Resource 1.7].
- What key questions was Census Charlie asked about the census?

What? Who? Where? When? Why? How?

- Revise each question once again asking the children what answer Census Charlie gave to each.
- Point to each question and answer card displayed and read with the children.
- An enjoyable activity for the children is to ‘Hot Seat’ Charlie ~ one child takes on the role of Census Charlie and answers the questions provided by the other children.

## *Extension work*

- Create a simple presentation on the key census questions on a chart, in a scrapbook or using presentation software.
- Visit [www.censusatschool.ie](http://www.censusatschool.ie) and complete the ‘Census at School’ questionnaire online and be included in the survey data.
- Search for statistics on [www.cso.ie/census](http://www.cso.ie/census).

## *Home/school links*

- Discuss Census 2006 at home and ask family members to recall what they remember about Census 2006 [Resource 1.7].
- Encourage children to ask Charlie’s key questions at home.
- Visit [www.census.ie](http://www.census.ie) to learn more about Census 2011.
- Discuss the questions that you expect to find on the census form [Resource 1.8].



# KWL - Census



K

W

L

Who?

When?

Where?

Why?

What?

How?



# Census 2011

# Charlie and Census 2011

It was a rainy March evening. Mrs Kelly was busy helping her children with their homework. In the kitchen, Mr. Kelly was preparing dinner for the family. A loud knock was heard on the front door. 😊



Mrs Kelly opened the front door.

"Good evening", said a man in a friendly voice. "My name is Census Charlie. I am a Census enumerator. I work for the government in the Central Statistics Office (CSO). I have some important information for you". 😊



"Come in young man", replied Mrs Kelly. Census Charlie stepped into the house and sat down. Mr. Kelly gave the man a cup of tea. The family crowded around Charlie to hear what he had to say. "What is the information you have for us Census Charlie?" asked Mr. Kelly with interest.



"Sunday, April 10<sup>th</sup> is a very important day this year because it is the day on which the national Census will take place", told Charlie. "What is a Census?" asked young Mike.

"Well, young man, the Census is a count of the population of the country - everybody living in Ireland will be counted on that day", explained Charlie.

"WOW! That's a lot of people", shouted Mike.



"Will everybody have to line up and be counted like we do in school?" asked Ann. 😊

"Oh no, my dear! That would be far too difficult. I have a Census form here for every household. There is a list of questions which must be answered on the form on Sunday, 10th April", answered Census Charlie.

"That will be fun. We can watch Mum and Dad doing homework!" laughed Ann and Mike.

"Oh yes. I will be around a few days later to collect the completed forms and to check the homework!" joked Charlie. "It is important to answer every question very carefully and to keep this Census form in a safe place".



"What will you do with the forms when you collect them?" asked Peter. 😊

"The forms that are collected all over Ireland are brought to a large office and all of the answers are checked and counted. Graphs and diagrams are then created to show the results".



"That sounds like a lot of hard work", said Mike.


"Indeed it is. But it is worth all the effort. The information collected is used to help our government to plan for a better future for all of us. We can plan ahead for schools, for hospitals, for transport, for health and lots of other things if we have enough information", explained Charlie. "Now, I better go as I have many other houses to get to. Thank you for the tea. I will return next month to collect the census form".



On Sunday night, April 10<sup>th</sup>, the Kelly family gathered around the table to complete the census form they had looked after so carefully. Mr. Kelly called out the questions and everybody helped to answer them. Mrs Kelly wrote all the answers on the census form. Census Charlie called the following week to collect the form and to bring it to the central office to be checked and counted with all the other forms from around the country.



# What is the Census?



# Where is the Census held?



# Who conducts the Census?




# When is the Census?



# Why is the Census held?



# What is the Census?



A census is an official count of the population of a country.



# Where is the Census held?

Every household in



Ireland will have a

Census form to be



filled on Census day.

# Who conducts the Census?

A Census team (CSO) deliver and collect the Census forms. Answers on these forms are checked and counted.



# When is the Census?

The Census is held in Ireland every five years. This year, Census day is Sunday, April 10th.



# Why is the Census held?


The Census is held to help the Irish government to make important decisions and to plan for the future.



*Lesson 1: Fifth/Sixth Class*








# CENSUS 2006

What do you remember?



Resource 1.8

