



Theme

Classroom Census 2011

Objectives

That the child will be enabled to:

- Explain what the census is outline the steps in the Census process
- Retell the story 'Charlie and Census 2011'
- Ask and answer questions about Census 2011
- Discuss the questions that will be asked on Census Form 2011
- Discuss how the census data could be used
- Compose questions for the Classroom Census form

Methodologies

- ✓ Problem-Solving
- ✓ Collaborative Learning
- ✓ Using the Environment
- ✓ Active Learning
- ✓ Skills through Content
- ✓ Talk and Discussion

Mathematical Skills

- ✓ Applying and Problem-Solving
- ✓ Communicating and Expressing
- ✓ Integrating and Connecting
- ✓ Reasoning
- ✓ Implementing
- ✓ Understanding and Recalling

Tasks

- Talk and discussion – Census 2011 – key ideas and steps in the census process
- Whole class activity – predict answers to FAQ's about the census
- Individual/Pair Work – create block or bar chart
- Analyse data
- Plenary – discuss investigation / clarify steps in process

You will need

- Resource 2.1 Steps in Census Cycle
- Resource 2.2 FAQ's – CSO responses
- Resource 2.3 FAQ's – Your responses! (Template)
- Resource 2.4 Census 2011 ~ Key Questions
- Resource 2.5 Classroom Census Form
- Resource 2.6 Classroom Census Tally Sheet
- Resource 2.7 Census Web Search Instructions
- Resource 2.8 Top Girls / Boys Names Tally Sheets
- Resource 2.9 Top Ten Names Graph Templates

Key Messages

- A census can be carried out at different levels – national level, classroom level...
- It is important to ask questions that will provide the information needed.
- Every person must take part in the census.
- The information is collected and answers to all questions tallied.
- Information gathered is used to plan for the future.

Integration and Linkage:

English: Oral language: Talk and discussion, asking questions, answering questions, reasoning, describing, explaining, comparing...

Drama: Conducting a classroom census – children can be given roles e.g. enumerator, CSO team...

Language Development:

Census, government, household, collect, question, information, form, ask, Sunday, April, population, record, plan, future, check, count, important, decisions, frequently asked questions, compulsory, confidential, returns, electronically,

Assessment

Children will be assessed as they:

- describe the steps in the Census Process as outlined in Lesson One
- ask key questions which will provide the information required in the classroom census
- complete the census form
- tally the answers to the census questions
- describe how the classroom census was conducted

Teacher Observation Tips

Record in a notebook any significant events you notice such as a child having difficulty asking and answering key questions, describing the process, completing the census form or tallying answers.

Note also children who may need to be challenged with the extension suggestions provided.

Extension

- Create a Classroom Census Project display board/area.
- Examine some of the data collected by the Central Statistics Office
- Carry out school/class investigations which involve the collection of data

Home/School Links

Children could design a census form with their parents/guardians.

Complete a sample census form for homework.

Visit www.cso.ie and examine some of the information collected by the Central Statistics Office.

Teacher's Notes - Lesson 2



Introduction

Talk and Discussion

Revision of key messages from Lesson 1 - What do we remember?

- Children are asked to retell the story 'Charlie and Census 2011' in order to revise key understandings of the census.
 - ✓ A census is an official count of the population of a country.
 - ✓ In Ireland, a population census is held every five years.
 - ✓ Every person in the Ireland will be counted on Sunday, April 10th 2011.
 - ✓ This census will be carried out by the Central Statistics Office (CSO).
 - ✓ Census forms will be delivered to our homes in March and will be completed on Census day.
 - ✓ There is a list of questions on the census form to be answered on Census day. The answers will help the government to plan for the future.
 - ✓ These forms will be collected and the information checked and counted.
 - ✓ This data can be shown on a graph, in a diagram or written in a report.
- Create a wall story using the Steps in the Census Cycle [Resource 2.1]. Children can make drawings of different stages of Charlie's story to display under each step. The cards and drawings will help the children retell the story and understand the steps in the census process.
- At this point, it is important for children to ask any other questions they may have about the census process or Census 2011. Make a list of these questions.

or
- Visit http://www.cso.ie/census/Questions_about_census.htm which lists 'Frequently Asked Questions' about the Census. Compare the list of FAQ's with the list provided by the children.

The screenshot shows a web browser window displaying the Central Statistics Office Ireland website. The browser's address bar shows the URL http://www.cso.ie/census/Questions_about_census.htm. The website header includes the CSO logo and the text 'Central Statistics Office Ireland'. Below the header is a navigation menu with tabs for Home, Statistics, Database Direct, Releases and Publications, Census, Surveys and Methodology, and Students Corner. The 'Census' tab is selected. The main content area features a search bar and a list of frequently asked questions under the heading '2011 Census Questions about the Census'. The questions listed are:

- > What is the Census?
- > When is the next Census?
- > When was the last Census?
- > Why do we have a Census?
- > Is it compulsory?
- > Why do I have to give my name?

- Encourage the children to provide answers to these questions or to predict answers using the knowledge they have acquired about the census. This can be done orally or using the ‘Frequently Asked Questions ~ Your Answers’ template provided [Resource 2.2].

Census 2011 ~ Frequently Asked Questions

- What is the Census?
- When is the next Census?
- When was the last Census?
- Why do we have a Census?
- Is it compulsory?
- Why do I have to give my name?
- Why are so many questions asked?
- Who carries out the Census?
- Confidential! What about hackers?
- Why can't I make my return electronically?
- How long will it take me to fill out my form?

- Follow up by reading the answers provided on the CSO website and compare the answers provided with those given by the children. These questions and answers can be read out to the children, displayed on the interactive whiteboard or provided on a hand-out to be read [Resource 2.3]

Whole Class Activity

- In Lesson One, the children will have learned that there are lots of questions on the Census form that will be used to help the government to plan for schools, hospital / health services, transport and other areas. For this reason, it is important to ask questions that will provide the information needed.
- Encourage the children to think about the questions that might be asked on the Census form.
- Visit http://www.cso.ie/census/Census11_date_and_questions.htm and view or download the document ‘Census date for 2011 and questions to be included’. Alternatively, use Resource 2.4 which outlines the key questions which will be included in Census 2011.
- Guide the children to **compose questions** that will elicit the information needed.

What questions do I need to ask to find out:

- ✓ the number of females / males living in the country
- ✓ the age of people living in Ireland
- ✓ where people live – in the town or in the country
- ✓ the nationality of people living in Ireland
- ✓ what languages people speak
- ✓ how children travel to school
- ✓ how many people own a pet
- ✓ how many people own a computer?

- Record these questions on a flip chart, a large blank A3 sheet, on the whiteboard or using the Interactive Whiteboard.
- Explain to the children that they are now going to conduct a classroom census.
- Discuss the steps in this census investigation process with the children:

The children will:

1. Design a census form
2. Distribute the census form to everybody present
3. Complete the form
4. Collect the census forms
5. Count and record all the answers from the census forms
6. Create graphs to show the information
7. Decide on how this information could be used.



Note: It may be useful to take photographs of each step of this investigation process to help revise key concepts and as a resource to assist children when describing the process to others.

- Help the children to design a census form or use the Census Form provided [Resource 2.5]
- Conduct a classroom census and encourage role play of the census process i.e.
 1. Appoint a census enumerator to deliver the census forms.
 2. The enumerator will explain the census questions to the class.
 3. Individual children will complete the class census form [Resource 2.5].
 4. The enumerator will collect the completed census forms and bring them to a central census 'office'.
 5. A team of children will tally the answers using the tally sheet provided [Resource 2.6]. The tally sheet can be displayed on the Interactive Whiteboard and results of each question filled in as answers/responses are tallied.

Number of children in the class
 Number of boys in each class
 Number of girls in each class
 Birthday month
 Nationalities
 Languages spoken
 Method of transport
 Distances travelled
 Type of accommodation
 Ownership of PC / laptop
 Broadband



- Explain to the children that this information is also called 'data'. Ask the children to consider each question/response in turn and to explain why this piece of data has been collected and how it might be used e.g.
 - ✓ Names of children: To keep attendance records, to use class lists as checklists ...

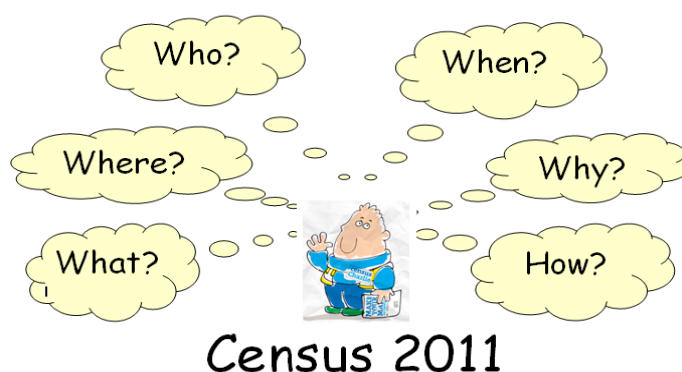
- ✓ Dates of birth: To establish ages of children, to place children at the correct class level...
- ✓ Nationalities: To include all nationalities in our schools and to teach children about other countries and other cultures
- ✓ Languages spoken: To provide for children who may not speak English, for communication with all families, to create classroom displays and a print-rich environments in other languages, to expose children to new languages...
- ✓ Travel to school: To provide for all methods of transport e.g. car parking facilities, bus-stops, walk-ways and suggestions for car-pooling ...
- ✓ PC Ownership: To provide educational activities that can be followed up at home using technology, to develop children's technical skills...
- ✓ Broadband: To create links between home and school via email, school website, follow-up activities using interactive websites...

Plenary Session

In this session, the children work in groups and discuss elements of the lesson.

- **Pair Work:** The task involves the children working together to prepare answers to key questions that someone might have about the Classroom Census. Revise the key questions that the children asked Census Charlie in Lesson One ...

Sample Key Questions



What is the Classroom Census?

The census is a count of the number of people in the classroom.

Each child in the classroom get a Census form and all of the important questions on this form are answered.

Where does the Classroom Census take place?

The Census is held in the classroom and every child completes a census form.

Who conducts the Census?

Every person in the classroom is counted on Classroom Census day. A Classroom Census team (CCSO) deliver and collect the Census forms. The answers on all of the Census forms are checked and counted.

When is the Census held?

The Classroom Census can be held each year.

Why is the Census held?

The Classroom Census is held to answer important questions which can be used to help make important decisions and to plan for the future.

How is the Census conducted?

1. The classroom census form is designed.
2. The census forms are delivered to each child in the classroom.
3. On the day of the census, all the children in the classroom read the questions on the census form and write the answers on the form.
4. The census forms are collected from each child.
5. The census forms are checked the answers tallied in a central 'office'.
6. The information is represented on graphs or displayed in diagrammatic or tabular format.
7. People read these graphs or lists and discuss the findings.
8. The information can be used to make class/school decisions.


Extension work

- Create a Classroom Census project board.
- Make drawings / take photographs of each step of the process and display using captions to describe how the census was carried out.
- Examine some of the data collected by the Central Statistics Office. Visit www.cso.ie. Follow the instructions to find the statistics on the Top 25 Boys Name's and Top 25 Girl's Names last year [Resource 2.7]. Make a list of these names. Conduct an investigation at school level to find out how many children are listed in the Top 10 Names chosen using tally sheets [Resource 2.8]. Use graph templates to represent the results [Resource 2.9].
- Using class lists, establish what the Top 10 Girl's Names and Boy's Names are in your school.

Home/school links

- For homework, children could design their own census form with their families and decide what questions they would like to ask.
- Complete a sample census form at home.
- Visit www.cso.ie to look at the type of information that is gathered by the Central Statistics Office.

The Census Cycle



Census Day ~ 10th April

Census forms are
delivered to our homes



Census forms are
completed on Census day



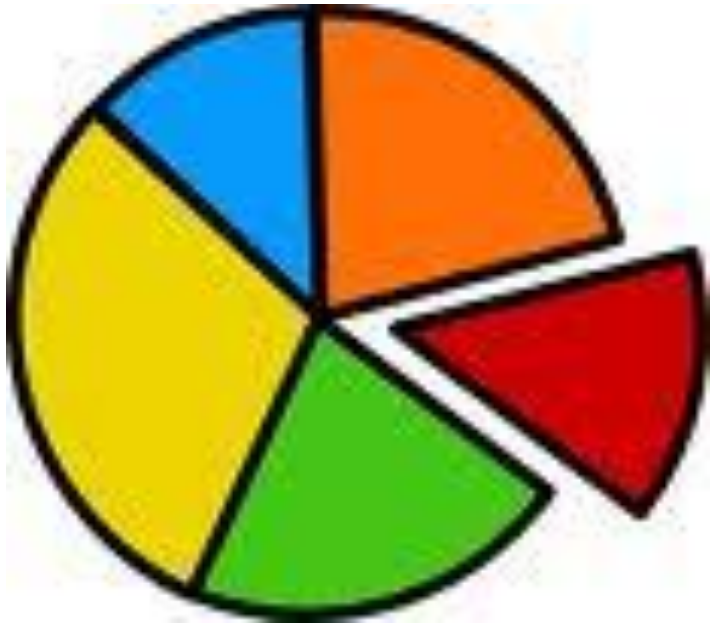
Census forms are collected



Census forms are
checked and scanned



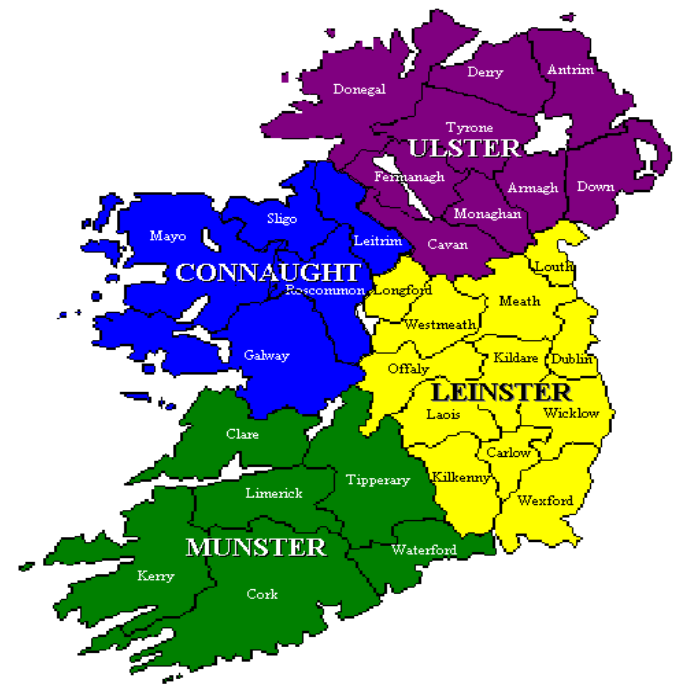
Information is shown in graphs



Graphs are read
and reports are written




Plans are made to make the country better



Frequently Asked Questions - Your answers !


What is the census?	
When is the next census?	
When was the last census?	
Why do we have a census?	
Do I have to do it?	
Why do I have to give my name?	
Why are so many questions asked?	
Who carries out the census?	
How do you protect my data?	
Is it possible to fill out the census form online?	
How long will it take me to fill the form?	



Frequently Asked Questions

What is the census?	The census is an account of everybody in the country on Census Night. On Census Night, everyone in the country must be included on a census form and be part of the official count of people and dwellings that usually happens every five years in Ireland.
When is the next census?	The next census will take place on the night of Sunday April 10, 2011 and will count all the people and households in the country on that night.
When was the last census?	The last census took place on the night of Sunday April 23, 2006. On that night everybody who was in the State had to be included in a census form, including people for example staying with friends or relatives, staying in a hotel, hospital, guesthouse or on board a vessel.
Why do we have a census?	The census will give a comprehensive picture of the social and living conditions of our people in 2011. Only a census can provide such complete detail. The census is not, however, an end in itself! Rather the results are essential tools for effective policy, planning and decision making purposes.
Do I have to do it?	Yes. Everybody present in the country on Census Night must be included. This is the law.
Why do I have to give my name?	The name is necessary to ensure that everyone in the household is covered and to assist the householder in ensuring that the correct personal information for each individual is recorded
Why are so many questions asked?	Every census includes questions on basic demographic and social topics such as age, gender, marital status, education, employment status and occupation. The census is a unique opportunity to gather valuable information to help plan for the future.
Who carries out the census?	The census is organised by the Central Statistics Office (CSO) which employs nearly 5,500 persons to carry out the census at local and regional level.
How do you protect my data?	All of the information you will provide on your census form is completely confidential. This is guaranteed by law. CSO has taken all possible security measures to ensure that our systems are safe from outside interference.
Is it possible to fill out the census form online?	Facilitating responses electronically raises significant security and administrative concerns. Each person (or household) making a return by Internet would have to be issued with a unique user identification and password to ensure the integrity of the forms returned. It is not clear whether the benefits of allowing forms to be returned electronically outweigh the costs involved.
How long will it take me to fill the form?	The length of time it will take you to complete your census form will depend on the number of persons in the household. It should take an average household less than 30 minutes to complete a census form.

Census 2011 ~ Key Questions



Persons Present on Census Night

- + Name
- + Gender
- + Date of Birth
- + Place of Birth
- + Nationality
- + Place of residence on census date
- + Marital status
- + Religion
- + Irish language
- + Language other than Irish or English
- + Disability
- + General Health
- + Means of travel to work, school or college
- + Distance travelled
- + Time taken
- + Education
- + Caring for others with and illness or disability
- + Occupation




Household Characteristics

- + Type of accommodation
- + Year house was built
- + Rent paid
- + Number of rooms
- + Central heating
- + Water supply
- + Sewerage facilities
- + Number of cars and vans
- + PC Ownership
- + Internet connectivity





Classroom Census Form



1. Name: _____

2. Are you male or female? _____

3. In what month were you born? _____

4. Nationality: _____

5. Languages Spoken other than Irish or English:

6. How healthy do you think you are?

Very healthy Healthy

Not very healthy Very unhealthy

7. How do you travel to school?

Car Walk Cycle

Bus Other _____

8. What distance is your home from school? _ km

9. What type of accommodation do you live in?

Detached Semi-detached Terraced

Flat/Apartment Other _____

Do you have a computer at home? Yes No

Do you have Broadband? Yes No

Classroom Census Tally Let's Count

How many people in the class?

How many boys in the class?

How many girls in the class?

How many people were born in:

Jan	Feb	March	April	May	June
July	August	Sept	Oct	Nov	Dec

Nationalities in our Classroom:

Ireland					

Languages Spoken by children in our Classroom:

This is how healthy we think we are!

Very healthy	Healthy	Not very healthy	Very Unhealthy

This is how we travel to school:

Walking	Cycling	Bus	Car	Other

Distances we travel to school:

< 5 km	5-10 km	10-15 km	15-20 km	Other

What type of accommodation do you live in?

Detached	Semi-detached	Terraced	Flat/Apartment	Other

How many have a P.C. at home?

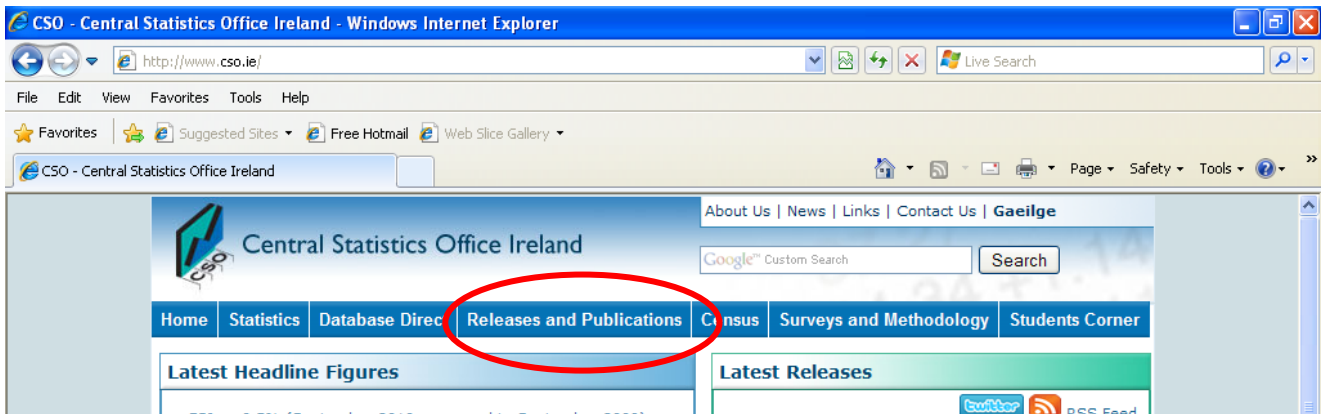
How many have access to the internet at home?

Census Web Search

- Explain to the children that the information gathered from the Census can be viewed on the CSO website. Visit this website with the children on the Interactive Whiteboard.
- Children enjoy researching the top 25 boys' names and girls' names chosen and comparing with their own names.

1. Visit www.cso.ie

2. Click on 'Releases and Publications'



3. Select 'Births, Marriages and Deaths' under 'People and Society'





Let's Investigate



How many boys in our school have names on this list?

Top Ten Names for Boys		Total
1	Jack	
2	Seán	
3	Daniel	
4	Conor	
5	James	
6	Ryan	
7	Adam	
8	Michael	
9	Alex	
10	Luke	



Let's Investigate



How many girls in our school have names on this list?

Top Ten Names for Girls		Total
1	Sophie	
2	Ava	
3	Emma	
4	Sarah	
5	Grace	
6	Emily	
7	Katie	
8	Lucy	
9	Aoife	
10	Chloe	



Most Popular Boys' Names



Jack	Seán	Daniel	Conor	James	Ryan	Adam	Michael	Alex	Luke



Most Popular Girls' Names



Sophie	Ava	Emma	Sarah	Grace	Emily	Katie	Lucy	Aoife	Chloe