

# CENSUS IN SCHOOLS

Myself and my family

## Junior and Senior Infants

This theme looks at the child and their family. Aistear is a key component

**CENSUS**  
3 APRIL 2022  
[www.census.ie](http://www.census.ie)



An  
Phríomh-Oifig  
Staidrimh

Central  
Statistics  
Office

# **It has six components:**

- |    |                            |   |
|----|----------------------------|---|
| 1. | Socio-Dramatic Area        | 1 |
| 2. | Small World                | 1 |
| 3. | Art Area/Fine Motor Skills | 2 |
| 4. | Construction Area          | 2 |
| 5. | Wet/Dry Area               | 3 |
| 6. | Picture Books and Poetry   | 3 |

# **The resources included are:**

- |    |                                     |   |
|----|-------------------------------------|---|
| 1. | The Census Explained Posters        | 4 |
| 2. | Census Cycle Posters                | 5 |
| 3. | Building Materials Sorting Activity | 6 |
| 4. | My Family Worksheet                 | 8 |

## Section 1: Socio-dramatic Area

### Option 1:

- Role Play: Children go into role acting out various scenarios and roles inside a teacher-constructed area. Scenarios can include:
- Census Taking: One child is inside the home and the other is the 'census taker' holding a clip board and a questionnaire (Teacher input may be required here – prepare questions for the children to ask).
- Life in the Olden Days: Using data from [previous censuses](#) discuss what life was like in the olden days (no TV, phones, cars etc). Children act out how they believe life to have been.

### Option 2:

- Games with Rules: children play with and explore a selection of puzzles, mini games, and board games that focus on the theme of working and living in a house and a home.

## Section 2: Small World

### Option 1:

- Build a house
- Build a village

The Census Taker comes to the village/house to deliver and collect the census forms.

- What do they think the area needs?
- What else can they add to make the village more useful/appealing?

### Option 2:

Using a doll's house, mini furniture and mini figurines the children can act out the Census Taker coming to the door and showing what and who is in their home.

## Section 3: Art Area/Fine Motor Skills

### Option 1:

Build houses out of 'Junk Art' using recyclable materials e.g., houses made out of shoe boxes, milk cartons, toilet rolls, cardboard, flowerpots etc. Use the skills of draw, cutting and pasting where necessary.

### Option 2:

Clay houses

### Option 3:

Drawing/painting myself, my family and my home.

### Option 4:

Fabric and Fibre: use various materials create items that will decorate the home, such as: carpet, blankets, curtains etc.

## Section 4: Construction Area

### Construction Site:

Design, plan and build homes using a variety of materials, such as:

- Lego
- Wooden building blocks
- Cardboard
- Matchsticks

## Section 5: Wet/dry Area Area

Children can be given the task of finding mini house/home related items in the sand, e.g. a bed, a television, and must classify and sort the item into piles based on their location in the house, i.e. all kitchen furniture and utensils must be sorted into one pile.

### Materials:

- Sand
- Rice
- Water
- Mud

## Section 6: Picture Books and Poetry

### Books:

*Homes and Houses: The Three Little Pigs*

### Poems:

*'If you're a Snail' by Tony Bradman*  
*'My Den' by Tony Mitton*  
*'Two Little Houses' (Action rhyme)*  
*'My Little House' (Action rhyme)*  
*'Build a Little House'*

(Taken from 'Over the Moon' Complete Primary English Language Programme)

# Worksheet 01

## The CENSUS Explained posters

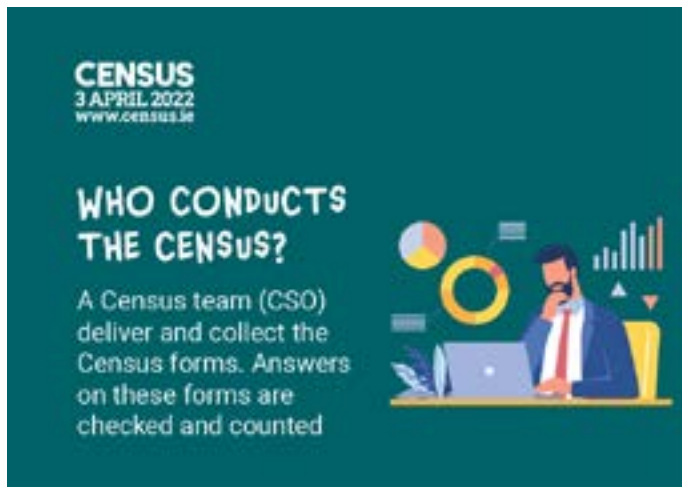
Poster 1



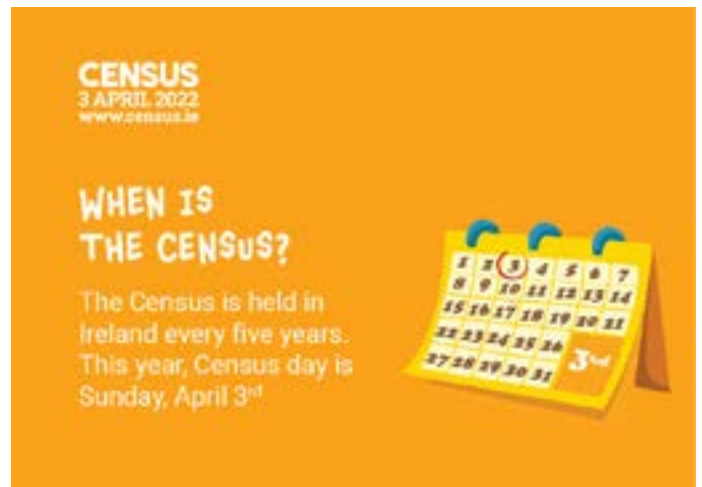
Poster 2



Poster 3



Poster 4



Poster 5



# Worksheet 02

## The CENSUS Cycle posters


### Poster 1

Census forms are delivered to our homes



### Poster 2

Census forms are completed on Census Day Sunday 3 April 2022



### Poster 3

Census forms are collected



### Poster 4

Census forms are checked and scanned



### Poster 5

Information is shown in graphs



### Poster 6

Graphs are read and reports are written



### Poster 7

Plans are made to make the country better



## Worksheet 03

# Building Materials Sorting Activity

cut out the materials below and put them into the correct box above

fur



wood



silk



sand



wool



glass



paint



paper



stone



plastic



ice



metal



concrete



feather




sponge






# Natural Materials



# Man-made Materials




## Worksheet 04

# My Family Worksheet

### My Family

Draw a picture of your family



How many people are in your family?

Can you name the people in your family?

